



## Introduction to the LogRhythm SSO Portal

In the LogRhythm single sign-on (SSO) portal, you'll be able to register for a new SSO account, login to an existing SSO account, reset your password, and access a variety of LogRhythm websites.

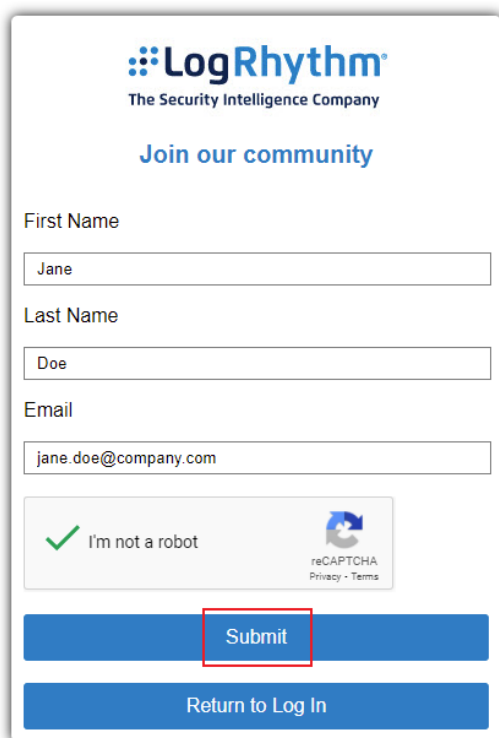
### Create a New SSO Account

If you don't already have a LogRhythm SSO account, you can create one by following these steps:

1. Access the LogRhythm Community Portal at <https://logrhythmcommunity.force.com/> and click "Not a Member"

The screenshot shows the LogRhythm login interface. At the top is the LogRhythm logo and tagline 'The Security Intelligence Company'. Below that is the heading 'Log In To Your LogRhythm Account'. There are two input fields: 'Email Address' and 'Password'. Below the fields are three buttons: a blue 'Sign In' button, a grey 'Forgot your password' button, and a grey 'Not a member?' button. The 'Not a member?' button is highlighted with a red rectangular box. At the bottom of the form area, there are two links: 'Need more information? Click here.' and 'Privacy Policy'.

2. Enter your First Name, Last Name, Company Email (must contain your employer's email domain), check the "I'm not a robot" box to complete the CAPTCHA, then click Submit.



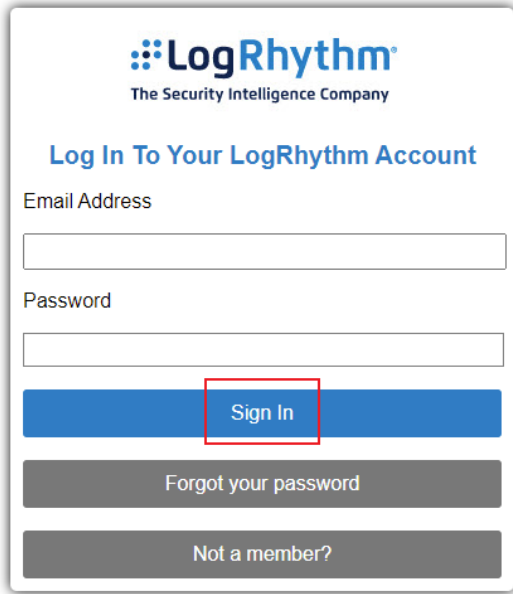
The image shows a registration form for LogRhythm. At the top is the LogRhythm logo and the tagline 'The Security Intelligence Company'. Below that is the heading 'Join our community'. The form contains three input fields: 'First Name' with the value 'Jane', 'Last Name' with the value 'Doe', and 'Email' with the value 'jane.doe@company.com'. Below the email field is a reCAPTCHA widget with a green checkmark and the text 'I'm not a robot'. At the bottom of the form are two blue buttons: 'Submit' (highlighted with a red box) and 'Return to Log In'.

Within a few minutes, you will receive an email with a temporary password that you'll be able to change upon login. If you do not receive the email within 5 to 10 minutes, click on the "Need More Information? Click here" link on the login page to access the SSO FAQ page and find the Support team's contact information.

## Login to an Existing Account

If you already have a LogRhythm SSO account:

1. Go to <https://logrhythmcommunity.force.com/> and enter your Email Address and Password, then click Sign In.

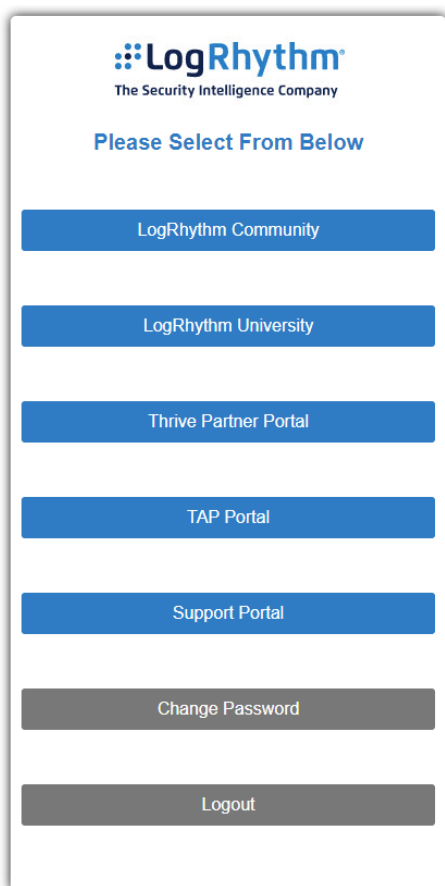


The image shows a login form for LogRhythm. At the top is the LogRhythm logo with the tagline 'The Security Intelligence Company'. Below the logo is the heading 'Log In To Your LogRhythm Account'. There are two input fields: 'Email Address' and 'Password'. Below the 'Password' field is a blue 'Sign In' button, which is highlighted with a red rectangular box. Underneath the 'Sign In' button are two grey buttons: 'Forgot your password' and 'Not a member?'.

[Need more information? Click here.](#)

[Privacy Policy](#)

2. Select one of the options shown below to access LogRhythm Community, LogRhythm University, Thrive Partner Portal, the Support Portal, or change your password if needed.



**Note:** Some of these websites require additional permissions. If you don't see the option you're looking for or receive an access error, reach out to the following teams:

- LogRhythm Community: Email [community@logrhythm.com](mailto:community@logrhythm.com)
- LogRhythm University: Email [training@logrhythm.com](mailto:training@logrhythm.com)  
**Note:** LRU works best in Google Chrome. If Chrome is unavailable, Mozilla Firefox is recommended.
- Thrive Partner Portal (Partners Only): Email [channelmarketing-partnersupport@logrhythm.com](mailto:channelmarketing-partnersupport@logrhythm.com)
- Support Portal: Contact your account team or call LogRhythm Support

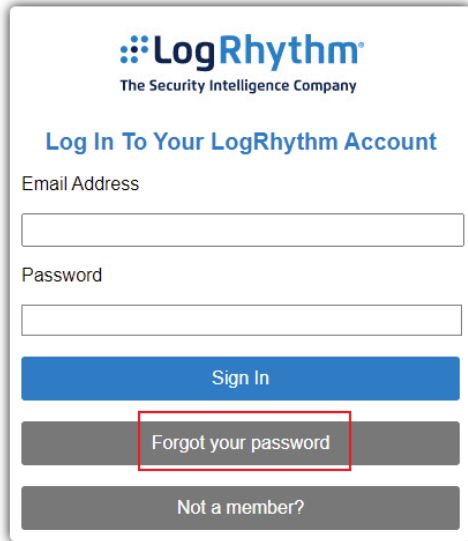
Technical Support is available 7:00am – 6:00pm local time, Mon–Fri, in all regions except the Middle East. In the Middle East, Technical Support is available Sun–Thu.

Toll Free Americas: (866) 255-0862  
Direct Dial Americas: (720) 407-3990  
Europe: +44 (0) 844 324 5898  
APAC: +65 3163 7256  
APAC 24/7: +65 3163 7359  
Middle East: +971 8000-3570-4506

## Reset Your Password

If you attempt to create an account and receive a message that an account already exists, or you have an account and forgot the password:

1. Go to <https://logrhythmcommunity.force.com/> and click Forgot your password

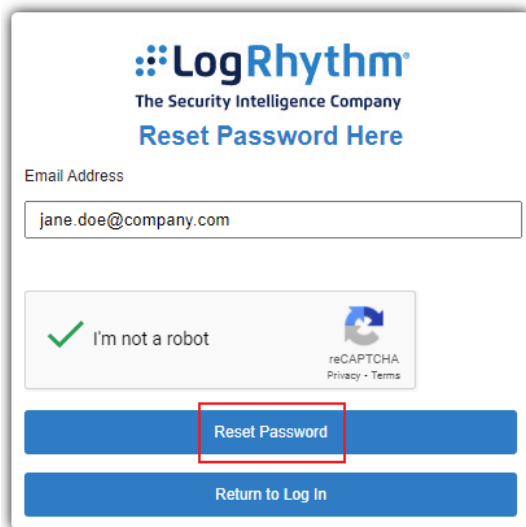


The image shows the LogRhythm login page. At the top is the LogRhythm logo and tagline "The Security Intelligence Company". Below that is the heading "Log In To Your LogRhythm Account". There are two input fields: "Email Address" and "Password". Below the fields are three buttons: "Sign In" (blue), "Forgot your password" (grey, highlighted with a red box), and "Not a member?" (grey).

[Need more information? Click here.](#)

[Privacy Policy](#)

2. Enter your company email address (must contain your employer's email domain), check the "I'm not a robot" box to complete the CAPTCHA, then click Reset Password.



The image shows the LogRhythm "Reset Password Here" page. At the top is the LogRhythm logo and tagline "The Security Intelligence Company". Below that is the heading "Reset Password Here". There is an "Email Address" input field containing "jane.doe@company.com". Below the field is a reCAPTCHA widget with a green checkmark and the text "I'm not a robot". To the right of the widget is a "reCAPTCHA" logo and links for "Privacy" and "Terms". Below the widget are two buttons: "Reset Password" (blue, highlighted with a red box) and "Return to Log In" (blue).

Within a few minutes, you will receive an email with a temporary password and instructions on how to change it. If you do not receive this email within 5 to 10 minutes, click on the “Need More Information? Click here” link on the login page to access the SSO FAQ page and find the Support team’s contact information.